

MODEL	J305-AES
VOLTAGE	6
CAPACITY	298Ah @ 20Hr
MATERIAL	Polypropylene
BATTERY	VRLA AGM / Non-Spillable / Maintenance-Free
COLOR	Maroon
WATERING	No Watering Required



6 VOLT

PHYSICAL SPECIFICATIONS

BCI	MODEL NAME	TERMINAL TYPE	DIMENSIONS ^A INCHES (mm)			WEIGHT ^I LBS. (kg)	HANDLES	INSTALLATION ORIENTATION
			LENGTH	WIDTH	HEIGHT ^F			
902	J305-AES	M8	11.66 (296)	6.94 (176)	14.09 (358)	101 (45)	Braided Rope	Horizontal and Vertical

ELECTRICAL SPECIFICATIONS

VOLTAGE	CRANKING PERFORMANCE		CAPACITY ^A MINUTES		CAPACITY ^B AMP-HOURS (Ah)				ENERGY (kWh)	INTERNAL RESISTANCE (mΩ)	SHORT CIRCUIT CURRENT (amps)
	C.C.A. ^B @0°F	C.A. ^E @32°F	@ 25 Amps	@ 75 Amps	5-Hr	10-Hr	20-Hr	100-Hr	100-Hr		
6	–	–	603	176	250	277	298	313	1.88	1.7	3600

CHARGING INSTRUCTIONS

CHARGER VOLTAGE SETTINGS (AT 77°F/25°C)					
SYSTEM VOLTAGE	6V	12V	24V	36V	48V
Maximum Charge Current (A)	50% of C ₂₀				
Absorption Voltage (2.40 V/cell)	7.20	14.40	28.80	43.20	57.60
Float Voltage (2.25 V/cell)	6.75	13.50	27.00	40.50	54.00
Do not install or charge batteries in a sealed or non-ventilated compartment. Constant under or overcharging will damage the battery and shorten its life as with any battery.					

CHARGING TEMPERATURE COMPENSATION

ADD	SUBTRACT
0.005 volt per cell for every 1°C below 25°C 0.0028 volt per cell for every 1°F below 77°F	0.005 volt per cell for every 1°C above 25°C 0.0028 volt per cell for every 1°F above 77°F

OPERATIONAL DATA

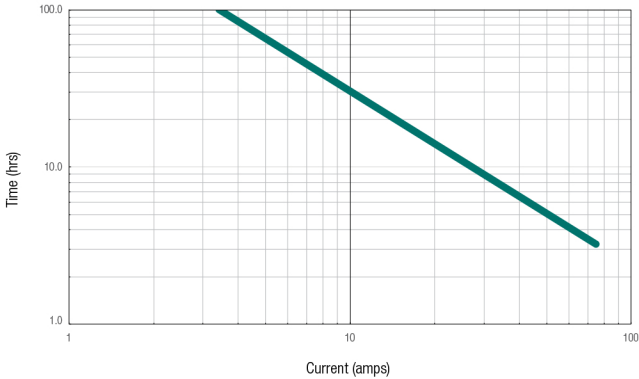
OPERATING TEMPERATURE	SELF DISCHARGE
-40°F to 140°F (-40°C to +60°C). At temperatures below 32°F (0°C) maintain a state of charge greater than 60%..	Less than 3% per month depending on storage temperature conditions

RECYCLE RESPONSIBLY

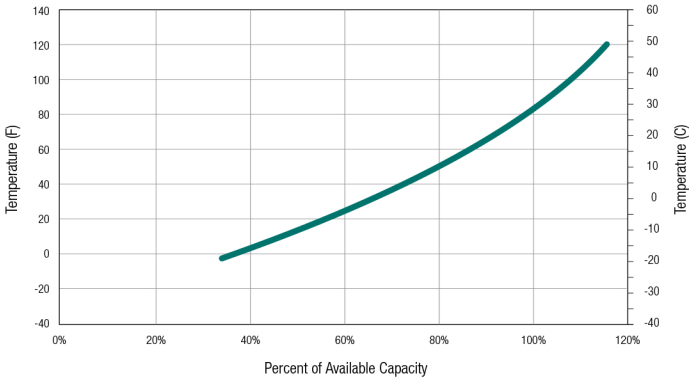
STATE OF CHARGE MEASURE OF OPEN-CIRCUIT VOLTAGE

PERCENTAGE CHARGE	CELL	6 VOLT
100	2.14	6.42
75	2.09	6.27
50	2.04	6.12
25	1.99	5.97
0	1.94	5.82

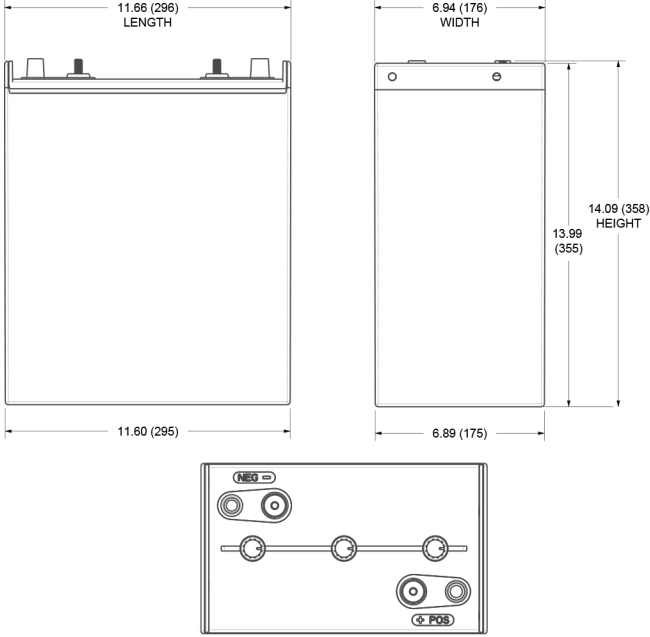
TROJAN J305-AES PERFORMANCE



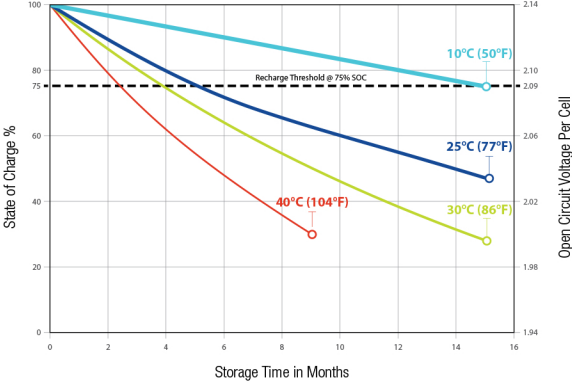
PERCENT CAPACITY VS. TEMPERATURE



BATTERY DIMENSIONS (shown with DT)



SELF DISCHARGE VS. TIME ^H



TERMINAL TYPE ^G

15	M8	M8
	Battery Height with Terminal in Inches (mm) 13.65 (347) Torque Values in-lb (Nm) Bolt: 85 – 90 (10 – 11)	

A. The number of minutes a battery can deliver when discharged at a constant rate at 80°F (27°C) and maintain a voltage above 1.75 V/cell. Capacities are based on peak performance.

B. The amount of amp-hours (Ah) a battery can deliver when discharged at a constant rate at 80°F (27°C) and maintain a voltage above 1.75 V/cell. Capacities are based on peak performance.

C. Dimensions may vary depending on type of handle or terminal. Batteries should be mounted with 0.5 inches (12.7 mm) spacing minimum.

D. C.C.A. (Cold Cranking Amps) - the discharge load in amperes which a new, fully charged battery can maintain for 30 seconds at 0°F (-18°C) at a voltage above 1.2 V/cell.

E. C.A. (Cranking Amps) - the discharge load in amperes which a new, fully charged battery can maintain for 30 seconds at 32°F (0°C) at a voltage above 1.2 V/cell. This is sometimes referred to as marine cranking amps @ 32°F or M.C.A. @ 32°F.

F. Height taken from bottom of the battery to the highest point on the battery. Heights may vary depending on type of terminal.

G. Terminal images are representative only.

H. Batteries in storage should be charged when they decline to 75% State of Charge (SOC).

I. Weight may vary.