

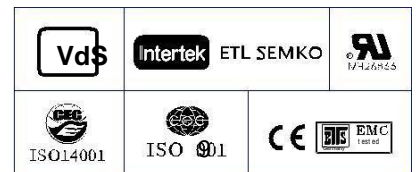


Specification

Nominal Voltage	8V	
Nominal Capacity(20HR)	3.2AH	
Dimension	Length	134 1mm (5.28 inches)
	Width	36.5 1mm (1.44 inches)
	Container Height	63 1mm (2.18 inches)
	Total Height (with Terminal)	69 1mm (2.71 inches)
Approx Weight	Approx 0.75 kg (1.65lbs)	
Terminal	T1	
Container Material	ABS	
Rated Capacity	3.20 AH/0.16A	(20hr, 1.80V/cell, 25 ⁰ C/77 ⁰ F)
	2.98 AH/0.298A	(10hr, 1.80V/cell, 25 ⁰ C/77 ⁰ F)
	2.70 AH/0.54	(5hr, 1.75V/cell, 25 ⁰ C/77 ⁰ F)
	2.46 AH/0.82A	(3hr, 1.75V/cell, 25 ⁰ C/77 ⁰ F)
	2.01 AH/2.01A	(1hr, 1.60V/cell, 25 ^U C/77 ^U F)
Max. Discharge Current	48.0A (5s)	
Internal Resistance	Approx 38mΩ	
Operating Temp. Range	Discharge : -15 ~ 50 ⁰ C (5 ~ 122 ⁰ F)	
	Charge : 0 ~ 40 ^U C (32 ~ 104 ^U F)	
	Storage : -15 ~ 40 ⁰ C (5 ~ 104 ^U F)	
Nominal Operating Temp. Range	25 ± 3 ⁰ C (77 ± 5 ⁰ F)	
Cycle Use	Initial Charging Current less than 0.96A. Voltage 9.6V~10.0V at 25 ⁰ C(77 ⁰ F)Temp. Coefficient -20mV/ ⁰ C	
	No limit on Initial Charging Current Voltage 9.0V~9.2V at 25 ⁰ C(77 ⁰ F)Temp. Coefficient -12mV/ ⁰ C	
Standby Use	PowerStar batteries may be stored for up to 6 months at 25 ⁰ C(77 ⁰ F) and then a freshening charge is required. For higher temperatures the time interval will be shorter.	
Capacity affected by Temperature	40 ⁰ C (104 ⁰ F)	103%
	25 ⁰ C (77 ⁰ F)	100%
	0 ⁰ C (32 ⁰ F)	86%

Applications

- ◆ All purpose
- ◆ Uninterruptable Power Supply
- ◆ (UPS) Electric Power System (EPS)
- ◆ Emergency backup power supply
- ◆ Emergency light
- ◆ Railway signal
- ◆ Aircraft signal
- ◆ Alarm and security system
- ◆ Electronic apparatus and equipment
- ◆ Communication power supply
- ◆ DC power supply
- ◆ Auto control system



Constant Current Discharge (Amperes) at 25⁰ C (77⁰ F)

F.V/Time	5min	10min	15min	20min	30min	45min	1h	2h	3h	4h	5h	6h	8h	10h	20h
1.85V/cell	6.09	4.68	3.88	3.35	2.59	1.91	1.61	0.95	0.74	0.61	0.494	0.428	0.345	0.289	0.158
1.80V/cell	8.18	5.98	4.68	3.96	3.06	2.22	1.80	1.04	0.80	0.65	0.530	0.460	0.366	0.298	0.160
1.75V/cell	9.22	6.57	5.12	4.26	3.17	2.30	1.89	1.08	0.82	0.66	0.544	0.472	0.373	0.306	0.162
1.70V/cell	10.16	7.16	5.46	4.48	3.30	2.40	1.95	1.10	0.84	0.68	0.558	0.482	0.378	0.312	0.164
1.65V/cell	11.20	7.73	5.81	4.76	3.49	2.46	1.99	1.12	0.87	0.70	0.573	0.492	0.384	0.318	0.167
1.60V/cell	12.35	8.39	6.21	5.07	3.68	2.56	2.01	1.17	0.90	0.72	0.592	0.503	0.388	0.322	0.168

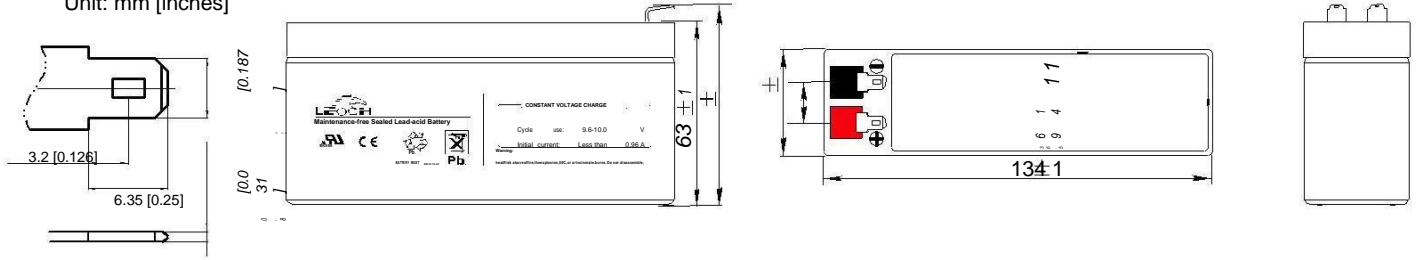
Constant Power Discharge (Watts) at 25⁰ C (77⁰ F)

F.V/Time	5min	10min	15min	20min	30min	45min	1h	2h	3h	4h	5h	6h	8h	10h	20h
1.85V/cell	11.14	8.64	7.23	6.32	4.94	3.67	3.10	1.85	1.45	1.18	0.968	0.842	0.682	0.571	0.314
1.80V/cell	14.80	10.92	8.62	7.36	5.74	4.23	3.46	2.00	1.55	1.26	1.034	0.900	0.721	0.588	0.316
1.75V/cell	16.33	11.80	9.30	7.84	5.91	4.35	3.60	2.07	1.58	1.28	1.058	0.921	0.732	0.603	0.319
1.70V/cell	17.48	12.57	9.79	8.18	6.12	4.51	3.70	2.12	1.62	1.31	1.083	0.939	0.742	0.615	0.325
1.65V/cell	19.00	13.44	10.3	8.62	6.40	4.58	3.76	2.14	1.68	1.35	1.109	0.957	0.751	0.626	0.329
1.60V/cell	20.48	14.26	10.9	9.08	6.71	4.75	3.78	2.22	1.72	1.39	1.141	0.974	0.757	0.632	0.330

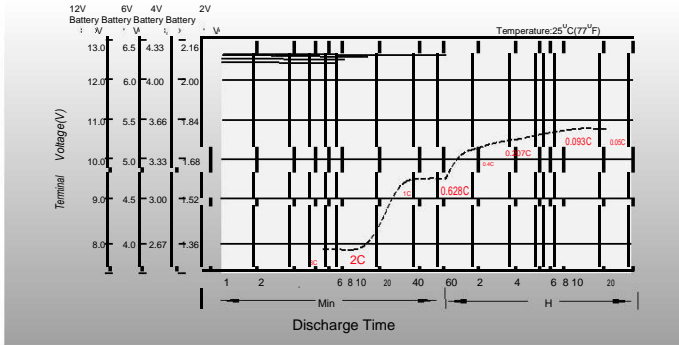


T1 Terminal

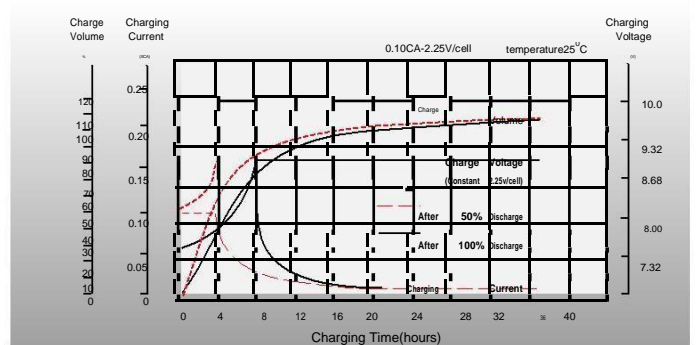
Unit: mm [inches]



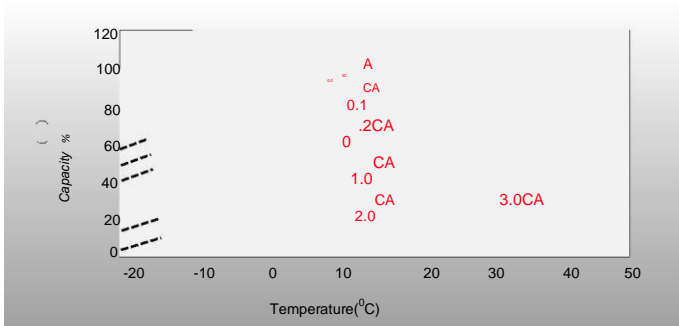
Discharge Characteristics



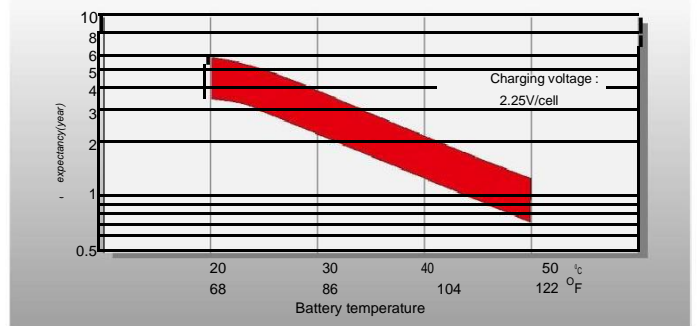
Float Charging Characteristics



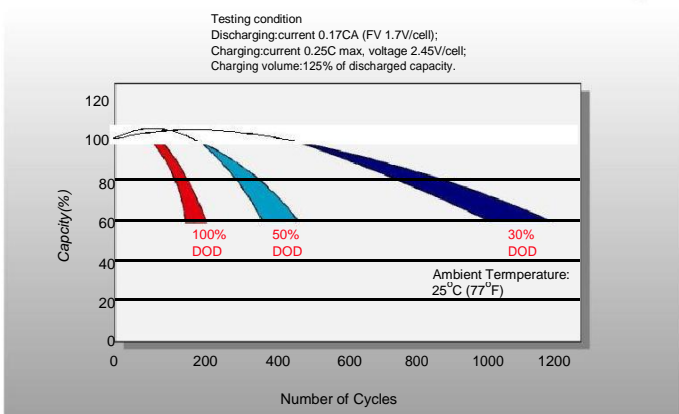
Temperature Effects in Relation to Battery Capacity



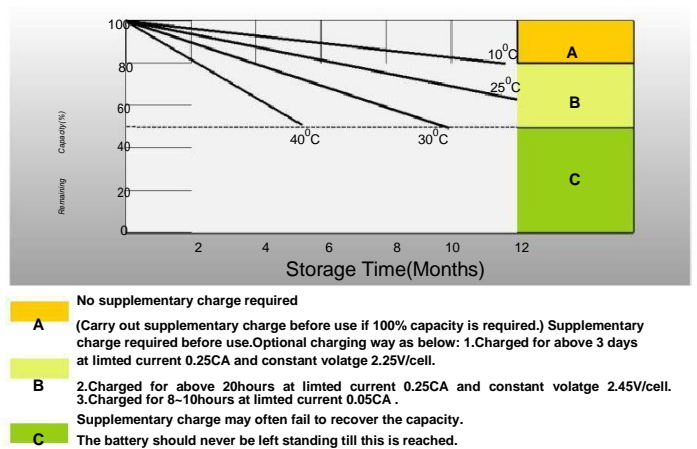
Effect of Temperature on Long Term Float Life



Cycle Life in Relation to Depth of Discharge



Self Discharge Characteristics



Sales Office

PowerStar sales office:

Add: BatteryJack Inc

772 Twin Rail Dr, Minooka, IL 60447

Tel: 888-30-POWER

Fax: 815-467-7420

E-mail: sales@batteryjack.com

Http://www.powerstarsla.com